



Order No.	500005117
Model No.	SPK42 (VITAL SPARK 42 inch)
Notes:	

Section 10309 - Manufactured Electric Fireplaces

PART 1 GENERAL

1.1 SECTION INCLUDES

- A. Manufactured electric fireplaces
- B. Accessories

1.2 RELATED SECTIONS

- A. Section 06100 - Rough Carpentry: Wood framed rough opening and enclosure

1.3 REFERENCES

- A. UL - 2021
- B. CSA - C22.2 No. 46-13

1.4 SUBMITTALS

- A. Submit under provisions of Section 01300.
- B. Product Data: Manufacturer's data sheets on each product to be used, including:
 - 1. Preparation instructions and recommendations
 - 2. Storage and handling requirements and recommendations
 - 3. Installation methods
- C. Manufacturer's Certificates: Certify products meet or exceed specified requirements.
- D. Manufacturer's warranty.

1.5 DELIVERY, STORAGE, AND HANDLING

- A. Store products in manufacturer's unopened packaging until ready for installation.
- B. Protect materials from exposure to moisture. Do not deliver until after wet work is complete and dry.

1.6 WARRANTY

- A. Provide the manufacturer's 1-year limited warranty on electrical components.

PART 2 PRODUCTS

2.1 ACCEPTABLE MANUFACTURERS

- A. Pre-fabricated Electric Fireplace:
 - 1. Base: Dimplex Electric Fireplace
Glen Dimplex Americas
1367 Industrial Road
Cambridge ON N3H 4W3
1-888-346-7539
www.dimplex.com
 - 2. Substitutions not permitted
 - 3. Requests for substitutions will be considered in accordance with provisions of Section 01600



Order No. 500005117
Model No. SPK42 (VITAL SPARK 42 inch)

Notes:

Section 10309 - Manufactured Electric Fireplaces

2.2 ELECTRIC FIREPLACES

A. General:

1. Provide all components and accessories required for a complete, functional unit
2. cETLus listed, Control No. 4002964

B. Pre-fabricated Electric Fireplace:

1. Base Product:

- a) Dimplex Electric Firebox
- b) Material Number: 500005117
- c) Regulatory Model Number: SPK42

2. Description: Dimplex 42" Built-in Fireplace Firebox

3. Dimensions:

- a) Width: 43-1/4" / 109.8 cm
- b) Height: 31-1/8" / 79.0 cm
- c) Depth: 7-3/4" / 19.8 cm

4. Framing Dimensions:

- a) Width: 40-3/4" / 103.5 cm
- b) Height: 30-3/4" / 78.0 cm
- c) Depth: 9" / 23.0 cm

5. Weight:

- a) Product Weight: 56 lbs / 26 kg
- b) Packaged Weight: 80 lbs / 36 kg

6. Electrical:

- a) Volts: 120
- b) Watts: 1,500
- c) BTUs: 5,118
- d) Amps: 12.5

7. Venting: Non-venting

8. Operation: Flame only, flame and heat

9. Heating: Louver-less, fan-forced circulation

10. Liner: Steel

11. Standard features:

- a) A new multi-layered color effect creates a sense of depth with 13 different flame color settings and seven different media theme colors.
- b) Flame speed cycles available as minimum (F1), medium (F2), and maximum (F3), and flame brightness available as low, medium or high.



Order No.	500005117
Model No.	SPK42 (VITAL SPARK 42 inch)
Notes:	

Section 10309 - Manufactured Electric Fireplaces

- c) The media bed includes a logset
 - d) LED flame technology
 - e) Hard wire or plug-in capabilities - 120V plug kit included
 - f) Built-in touch controls
 - g) Built-in Timer - Set for up to 8 hours
 - h) Seamless installation and edge to edge glass
12. Control options:
- a) Glen Dimplex Connect app connectivity
 - b) Multi-function remote control with speaker control button for crackling fire sound effects
 - c) Built-in hidden controls (Standby, heat mode, temperature, flame color, media color, connectivity)

PART 3 EXECUTION

3.1 INSPECTION

- A. Do not begin installation until substrates have been properly prepared.
- B. If substrate preparation is the responsibility of another installer, notify Architect of unsatisfactory preparation before proceeding.
- C. Verify proper power supply and fuel source are available.

3.2 PREPARATION

- A. Clean surfaces thoroughly prior to installation.
- B. Prepare surfaces using the methods recommended by the manufacturer for achieving the best result for the substrate under the project conditions.

3.3 INSTALLATION

- A. Install in accordance with manufacturer's instructions and requirements of authorities having jurisdiction.
- B. Use manufacturer's guidelines for minimum clearances to combustibles, walls, and finishes.
- C. Anchor all components firmly in position for long life under hard use.
- D. Upon completion of installation, visually inspect all exposed surfaces. Touch up scratches and abrasions with touch up paint recommended by the manufacturer; make imperfections invisible to the unaided eye from a distance of 5 feet (1.5 m).

3.4 PROTECTION

- A. Protect installed products until completion of project.
- B. Touch-up, repair or replace damaged products before Substantial Completion.

END OF SECTION

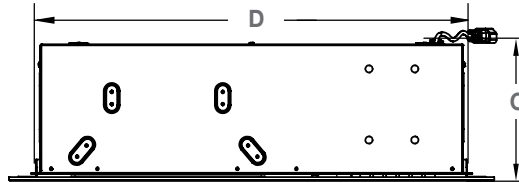


Order No.	500005117
Model No.	SPK42 (VITAL SPARK 42 inch)
Notes:	

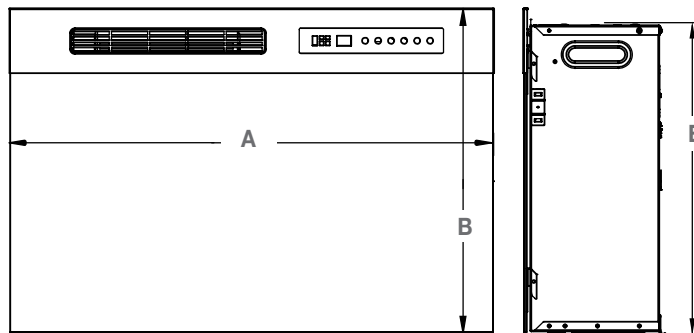
Section 10309 - Manufactured Electric Fireplaces

Product Dimensions:

TOP WITH GLASS

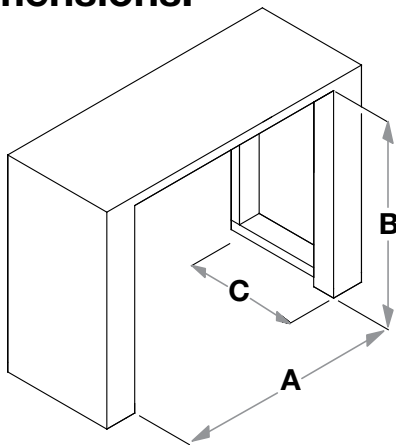


FRONT - SIDE



MODEL	A - WIDTH	B - HEIGHT	C - DEPTH	D - REAR WIDTH	E - REAR HEIGHT
SPK36	43 1/4" (109.8 cm)	31 1/8" (79.0 cm)	7 3/4" (19.8 cm)	40 1/4" (102.3 cm)	30 1/4" (76.8 cm)

Framing Dimensions:



	SPK36
A	40-3/4" (103.5 cm)
B	30-3/4" (78.0 cm)
C	9" (23.0 cm)

1. The Dimplex Electric Fireplace does not require any special venting. Make sure there is clearance for air circulation beneath the unit and at least 1/2" behind it.
2. To build the rough-in opening, follow the framing dimensions above.